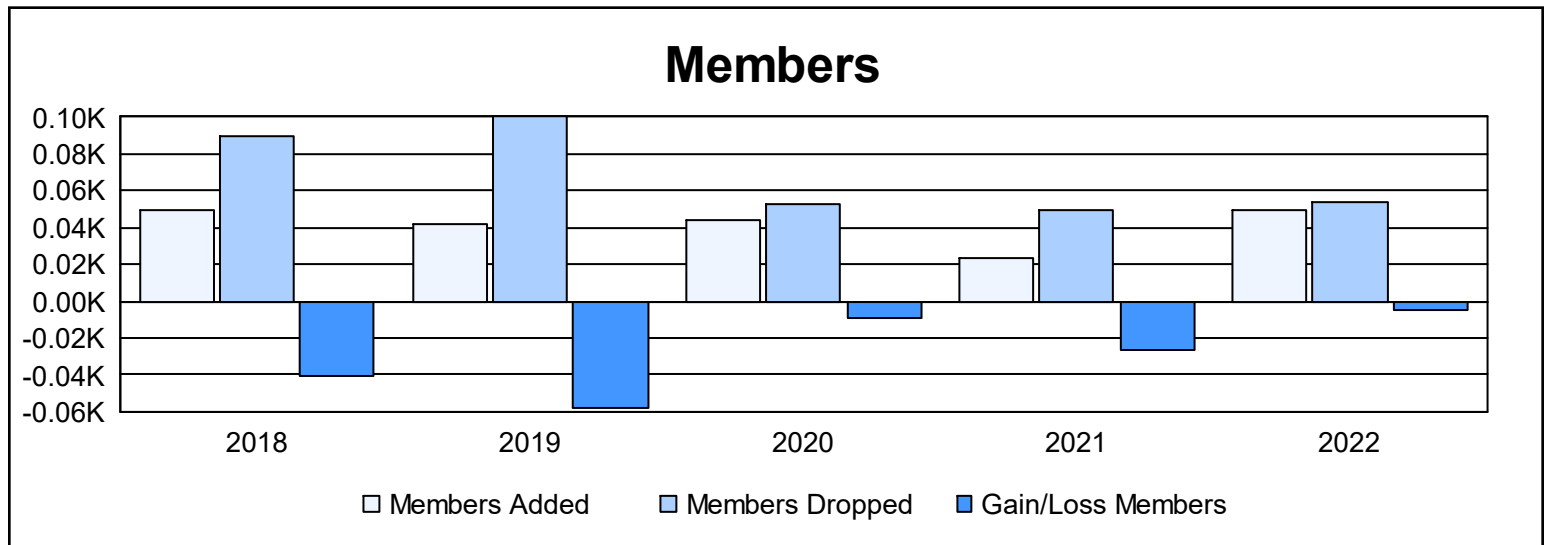
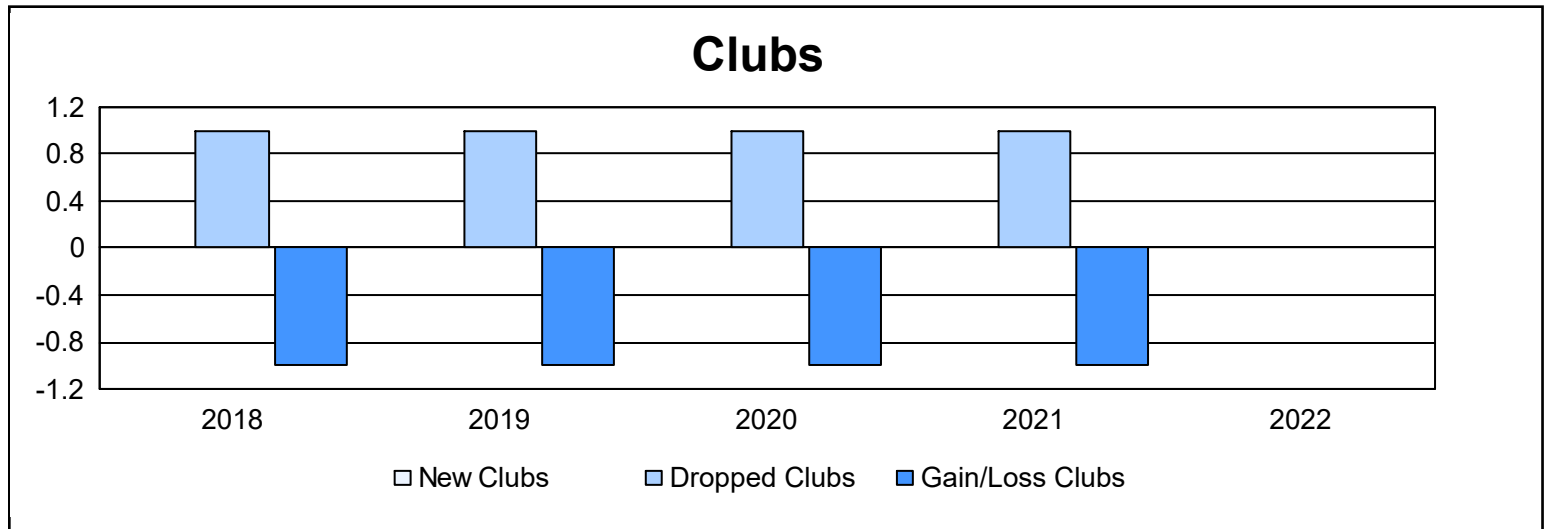
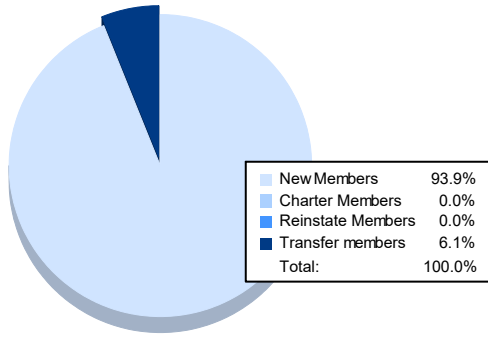


| Year           | New Clubs | Dropped Clubs | Gain/ Loss Clubs | New Members | Charter Members | Reinstate Members | Transfer Members | Total Member Added | Total Members Dropped | Gain/ Loss Members |
|----------------|-----------|---------------|------------------|-------------|-----------------|-------------------|------------------|--------------------|-----------------------|--------------------|
| 2017-2018      | 0         | 1             | -1               | 45          | 1               | 0                 | 3                | 49                 | 90                    | -41                |
| 2018-2019      | 0         | 1             | -1               | 35          | 1               | 3                 | 3                | 42                 | 100                   | -58                |
| 2019-2020      | 0         | 1             | -1               | 37          | 0               | 7                 | 0                | 44                 | 53                    | -9                 |
| 2020-2021      | 0         | 1             | -1               | 19          | 0               | 1                 | 3                | 23                 | 49                    | -26                |
| 2021-2022      | 0         | 0             | 0                | 46          | 0               | 0                 | 3                | 49                 | 54                    | -5                 |
| <b>Average</b> | <b>0</b>  | <b>1</b>      | <b>-1</b>        | <b>36</b>   | <b>0</b>        | <b>2</b>          | <b>2</b>         | <b>41</b>          | <b>69</b>             | <b>-28</b>         |



### Membership Composition June 2022 Cumulative



### Gender Composition June 2022 Cumulative

